

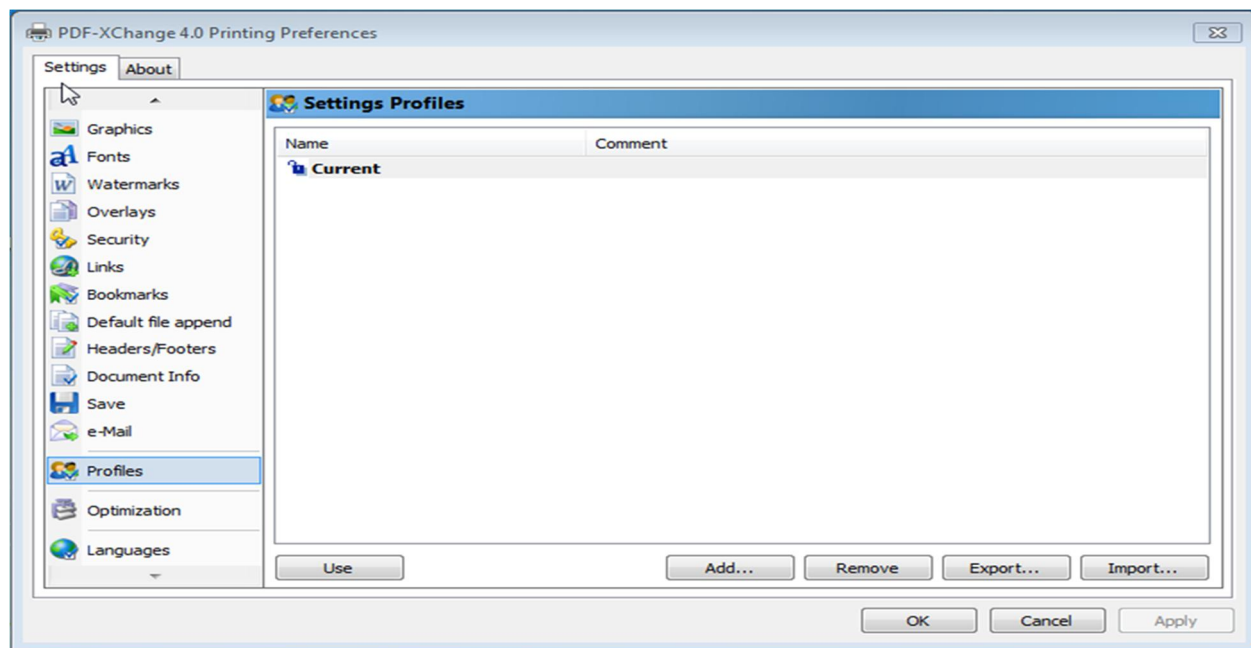
This Month's Tips & Tricks Topic: Using Profiles with PDF-XChange Standard



PDF-XChange Standard - Version 4, is our best-selling solution for the creation of Adobe compatible PDF files from virtually any Windows software such as MS Word, Excel, AutoCAD, MS Publisher etc, the list is endless. PDF-XChange Standard acts as a virtual printer, but instead of the output going to paper in the conventional manner, it is captured and re-directed to create a fully compatible, Text Searchable, Adobe PDF File. Today we are going to discuss a powerful feature of PDF-XChange Standard: Profiles.

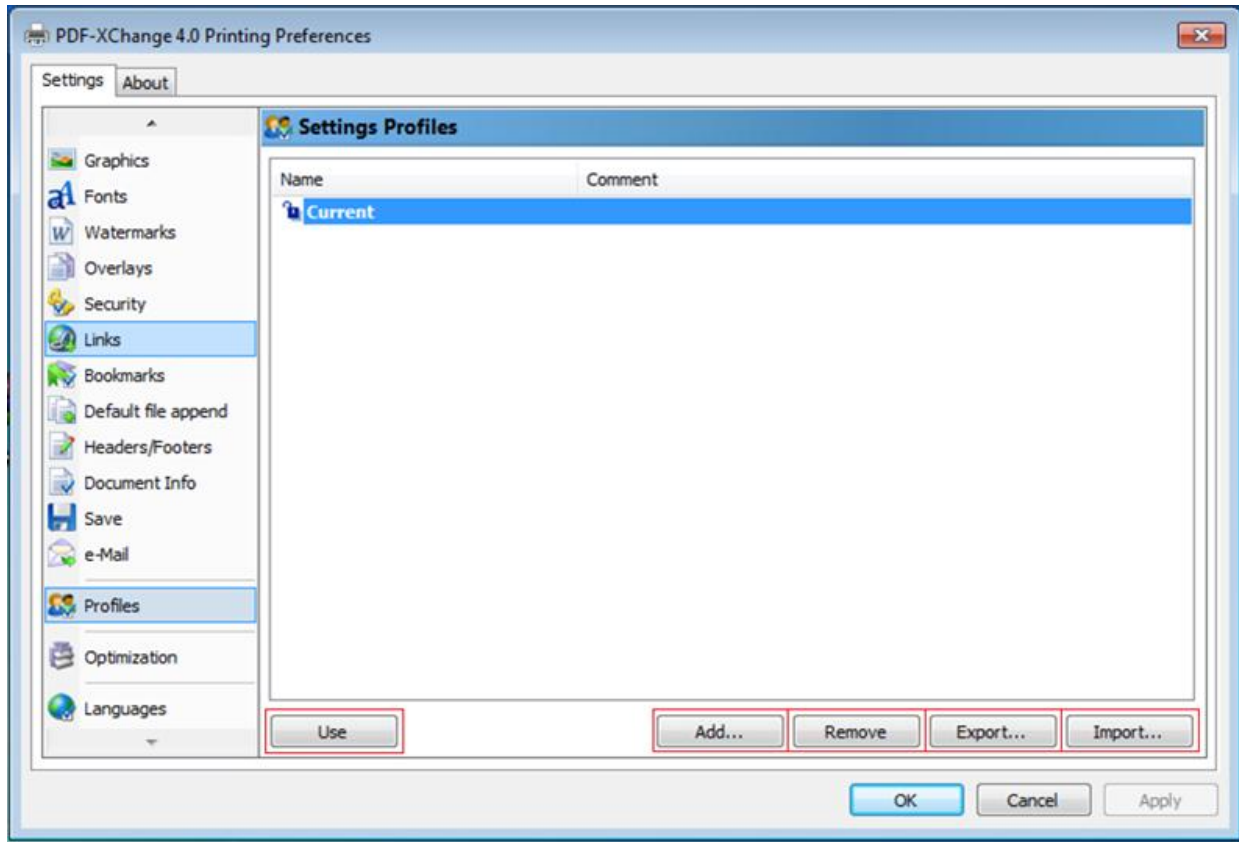
Using Profiles with PDF-XChange Standard

A profile when saved stores a specific range of settings for the PDF-XChange Printer, for example paper size, fonts, watermarks, etc. When loaded, the settings saved in the Profile will be loaded and applied to the print jobs until unloaded. Profiles can also be used by system administrators to configure the default settings for PDF-XChange. Then they can be distributed and pre-loaded as defaults for all users at installation time.



The Profiles property page is devised to allow you to maintain optional profiles so you can quickly switch between different sets of options and job types, or possibly users too, if the PC you work on is used by more than a single person.

The Profiles property page offers the ability to Add a profile, Remove it or Use it. Additionally you can Export a profile or Import from one to another.



Use

Loads the settings stored from the selected profile. Any current settings previously set at on another property page will be discarded if not saved.

Add...

Allows you to add a profile which will contain all the settings saved to a profile previously. You will be prompted to enter the name of the profile and optionally its short description. The name of the profile must be unique.

Remove

Removes the selected profile from the list.

Export...

Exports the settings from the currently selected profile into a file to allow the importation to another profile.

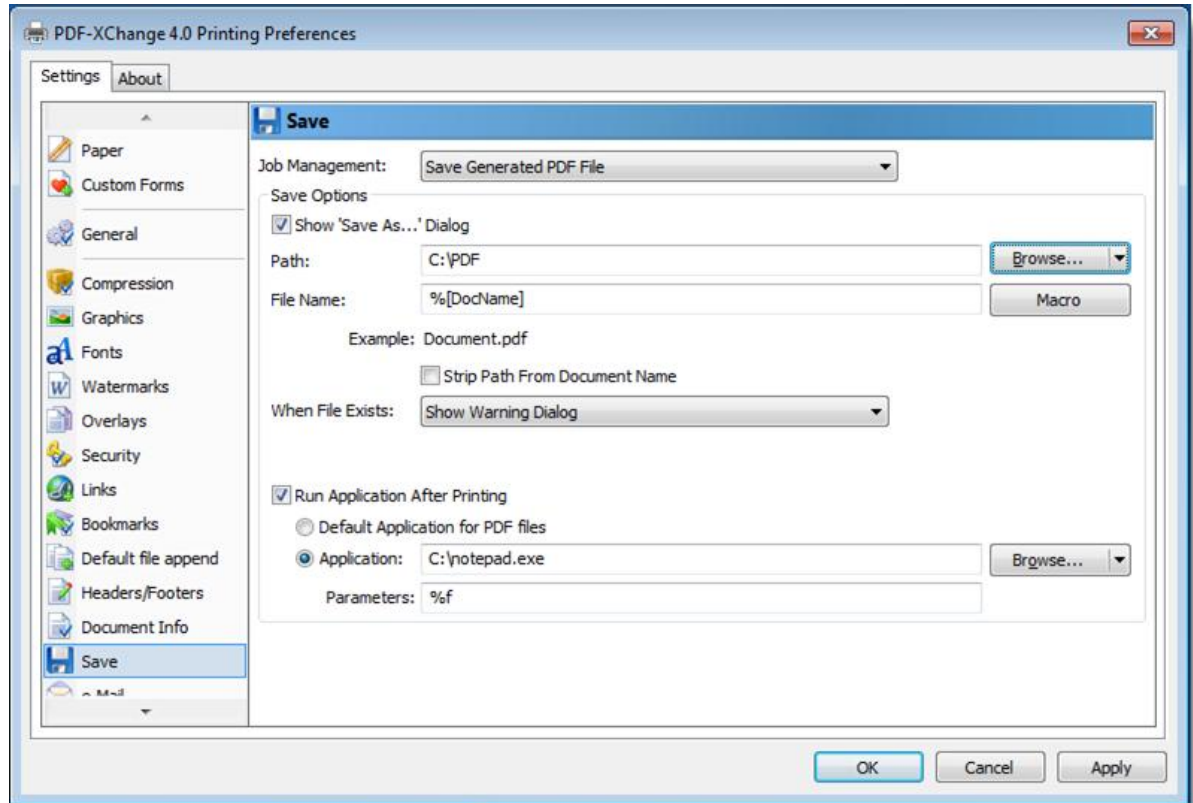
Import...

Imports the settings from a file to another profile. You may not import a profile to another with the same name. Each profile must have a unique name.

Let's Try It Out

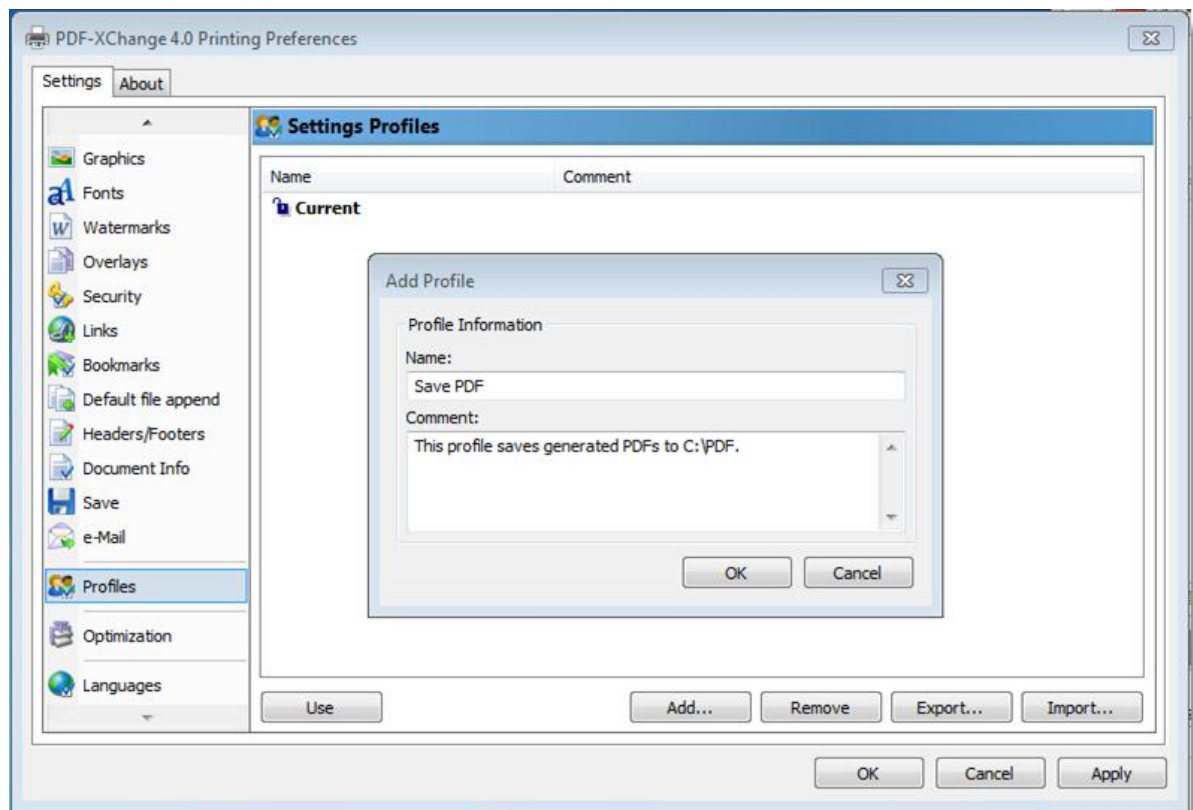
Step 1 Change Settings

First I'll switch to the Save category and change the default save location to C:\PDF. Don't forget to click apply!



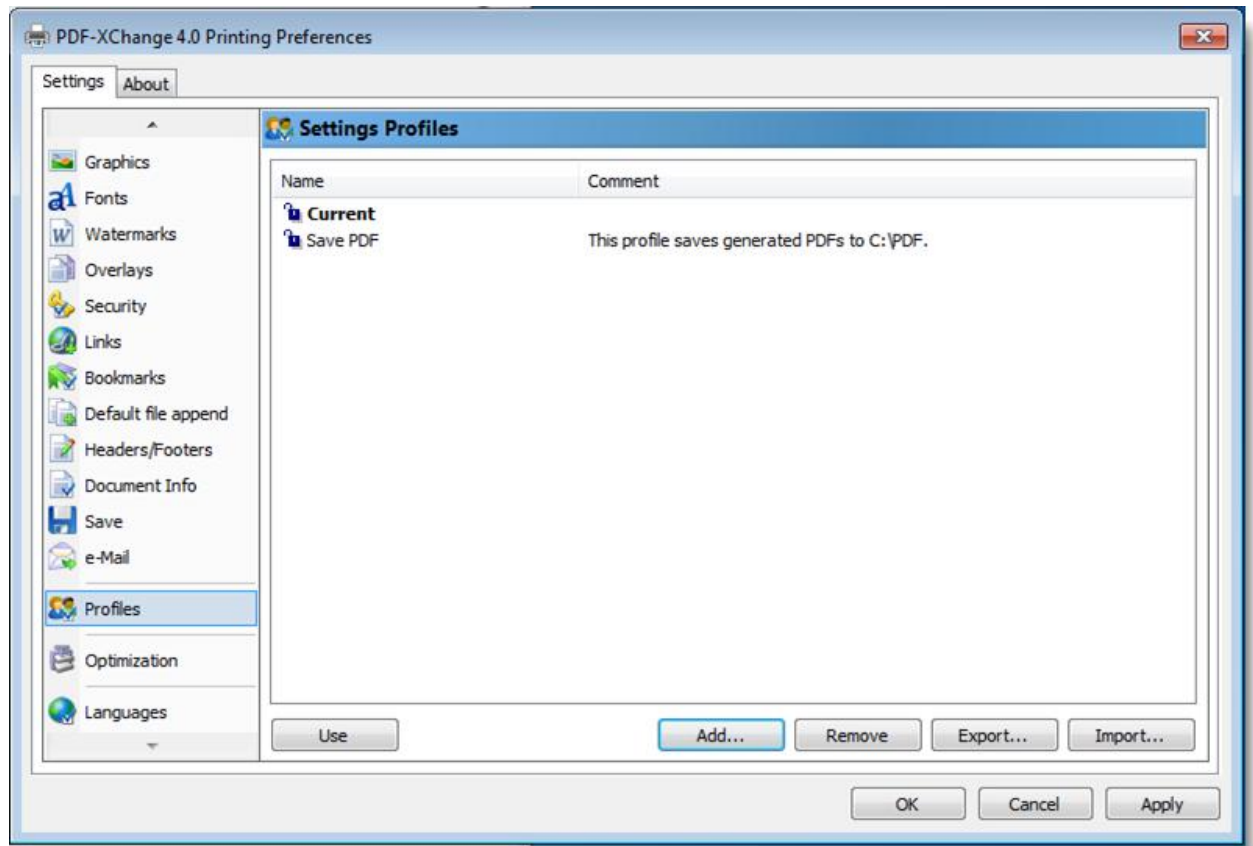
Step 2 Add Profile

Then we switch to the Profiles category and click on the Add button. This will bring up the Add Profile dialog. Here we'll set the name of our new profile and add comments to describe the purpose of the profile.



Step 3 Restore Current

Click on Current then select Use. This will switch you back to your default profile. Go and undo the changes you made so you always have a starting point to return to.



Now whenever you need the features of your "Save PDF" profile they are only a click of the Use button away!

If you have any topics you would like to see covered in this newsletter please email us at: support@tracker-software.com.



Our award winning PDF-XChange Viewer is quickly becoming one of the most highly rated Free PDF Viewers around. Allowing users the advantages of many great features, the licensed Viewer can be purchased stand alone as well as bundled with these other fine products:

PDF-XChange Viewer

Those wishing to View/Modify or perform simple editing of PDF files on their Windows PC's now have an alternative!



...more details, [click here](#)

****Special Offer****

PDF-Tools

PDF-Tools is an ideal tool to compliment your existing PDF creation application or as a 'stand alone' tool in it's own right!



...more details, [click here](#)

PDF-XChange Pro

All of your PDF File Creation, Viewing, and Manipulation needs in one cool, economic package. Includes: Standard package, PDF-Tools & Viewer.



...more details, [click here](#)

*Commercial users can get PDF-XChange 4 Lite Free with the purchase of PDF-XChange Viewer, [click here](#) for offer details


PDF-XChange Viewer

"the sky's the limit"

Tracker Software has partnered with Spoon to offer users a fully virtualized cloud-based version of our Viewer Products,

Users can now access the free or licensed version of our Viewer from any Windows computer in the world without the need to install.

▶ learn more...



Virtualized by
spoon
NET

Tracker Software has partnered with Spoon to offer users a fully virtualized cloud version of our Viewer Products, PDF-XChange Viewer (Free) and PDF-XChange Viewer Pro. Users can now access the free or licensed version of our Viewer from any Windows computer in the world without the need to install.

In order to use the Spoon service, users will need to install the Spoon plugin*. This does not require admin rights and all major Browsers are supported. You can immediately start to View, modify and annotate PDF documents from any computer, anytime, anywhere without installing the software.